

DRIVE-IN / DRIVE-THRU RACK

SYSTEM DESIGN CHEAT SHEET

PROJECT: _____

ADDRESS: _____

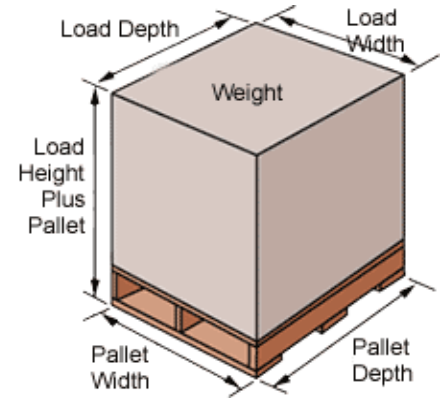
CITY: _____ STATE: _____ ZIP: _____

PALLET INFORMATION

PALLET WIDTH: _____ (in) PALLET DEPTH: _____ (in)

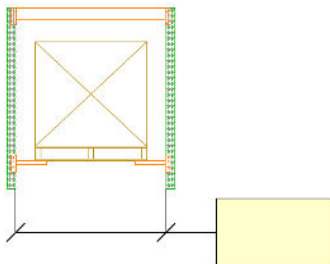
LOAD WIDTH: _____ (in) LOAD DEPTH: _____ (in)

TOTAL HEIGHT: _____ (in) WEIGHT: _____ (lbs)



DRIVE-IN: ☐ DRIVE-THRU: ☐

ENTRY CLEARANCE



FORK TRUCK INFORMATION

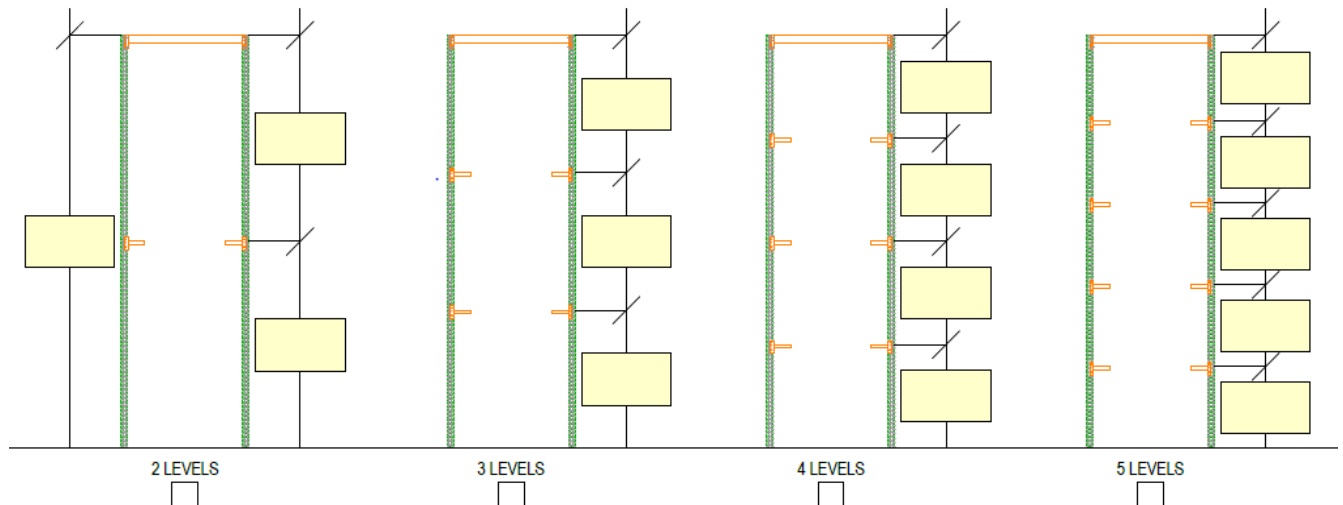
TRUCK MODEL: _____


TRUCK WIDTH: _____

CAGE HEIGHT: _____

CAGE WIDTH: _____

ARM CONFIGURATION



 DIMENSION IN INCHES